



## FRANNA AT15

15t FRANNA CRANE  
SPECIFICATION & LOAD CHART

# alfasi hire



MADE IN AUSTRALIA



TEREX | FRANNA

AT-15



**BRISBANE**  
585 Curtin Avenue East  
Eagle Farm  
Brisbane Qld 4009  
AUSTRALIA  
Ph: +61 7 3868 9600  
Fax: +61 7 3268 2489

**SYDNEY**  
114 Hassall Street  
Wetherill Park NSW 2164  
AUSTRALIA  
Ph: +61 2 8786 4444  
Fax: +61 2 8786 4455

**PERTH**  
93 Poole Street  
Welshpool WA 6106  
AUSTRALIA  
Ph: +61 8 9358 9806  
Fax: +61 8 9358 9851

Email: [info@terex.com.au](mailto:info@terex.com.au) • Web: [www.terex.com.au](http://www.terex.com.au)




TEREX | FRANNA

ACN 010 671 048 ABN 86 010 671 048

MADE IN AUSTRALIA

AT-15



AT-15



The all new FRANNA AT-15 provides all the benefits that are required, to class it as a true general purpose crane. This Australian designed and built All Terrain Pick & Carry Mobile crane sets new standards in performance, reliability and quality. From its exceptional abilities on the most rugged terrain, or travelling at 85 kph the AT-15 has earned the reputation for delivering whatever is asked of it.

The following features all make the AT-15 an exceptional crane:

- Synchronized power boom extension and power pinned manual extension.
- Mercedes 170Kw turbo charged and intercooled diesel engine.
- Allison 5 Speed automatic transmission
- 2 Speed winch with 3.5 tonne line pull
- Fully computerised load moment indicator
- Under slung winch assembly and 2/3 part hook block.
- 40° articulation each side of centre providing a total 80° slewing arc.
- Exclusive slew brake attachment allows the operator to slew the crane through 80° whilst the crane is stationary.
- 40 mm front and 90 mm rear bumpers with recessed headlight and tail light assembly.
- Wide stance boom lift cylinders for maximum operator vision.
- Hinged engine cover, mid cover and floor plate for easy serviceability.
- Upswept exhaust for minimum noise levels.
- Large zone tinted front windscreen, with roof and rear tinted windows.
- Big forward opening doors with full length tinted windows for ease of entry and vision.
- Instrumentation cluster and well positioned controls for ease of operation.
- 3B6 Load moment indicator with audio/visual overload pre-warning
- Two speed wipers/washers and heater/demister.
- In dash air conditioning standard.
- Central greasing and remote air tank drains
- Mud flaps, work lights grab handles.
- KAB suspension driver's and passenger seats, including retracting seat belts.
- Full power orbital steering/DC emergency steering.
- Heavy-duty front and rear bodies.
- Single Joystick control for boom and winch movements.

## FRANNA AT-15 SERIES II CRANE SPECIFICATIONS

### RATED CAPACITY:

15 Tonne at 1.6m Radius  
1.05 Tonne at 15.86m Radius  
Max Hook Height 17m  
Fall Block (3 parts) capacity 10.5 Tonne  
Single Line 3.5 Tonne

### AXLE TARE:

Front Axle 6 000 kg  
Rear Axle 10 000 kg  
TOTAL 16 000 kg

### TURNING CIRCLE:

Outside Wheels Radius 6.6 metres

### DIMENSIONS:

Overall Length 9.225 metres  
Overall Width 2.470 metres  
Overall Height 2.985 metres

### PERFORMANCE:

Maximum - 85 km/h  
Gradability - 50 %

### ENGINE:

Mercedes OM906LA inline 6.37 litre, 6 Cylinder, Electronically Controlled Turbo Charged and Intercooled with Turbo Timer 170 kW (228 HP) at 2200 rpm 710 Nm (524 ft.lbf) at 1000 rpm On highway Euro 3 compliant

### TRANSMISSION:

Allison 2000 Series 5 Speed fully automatic electronically controlled with lockup from 2nd to 5th for fuel economy. Integrated pre-select downshift with engine compression and engine exhaust brake.

### TRANSFER CASE:

Styer VG 750 2:1 ratio High/Low Range via airshift 2WD/4WD via airshift, disconnect to rear axle

### DRIVE AXLES:

Front - Meritor RS-25-160 with driver selectable diff lock  
Rear - Meritor RS-23-160

### BRAKES:

Air operated high capacity S-cam style twin Circuit Service and Spring Applied Park Brakes on both front and rear axles. Crane operation hold brake on driver's side front wheel. Driver selectable engine exhaust brake with electronically controlled transmission downshifts.

### TYRES

11.00 x 20 Bias Ply Duals.

### SUSPENSION:

Two Semi elliptic springs on front & rear axle plus TORSION BAR on front axle for stability.

### CABIN:

Two person, insulated lock up cabin. 3B6 LMI (load moment indicator) with over-load motion cut-outs, Colour LCD Display, In-dash Air-conditioning, CD Radio, Reversing Camera, Driver & Passenger Suspension Seats, Centralised Greasing, Cruise Control, Engine Monitoring & Service Diagnostics, 3 Axis Joystick Control for Crane Functions.

### STEERING:

Full Power ORBITROL through twin Hydraulic double acting rams with end stop cushioning. Priority flow from main pump supply plus electro hydraulic emergency supply.

### HYDRAULIC PUMP:

Load Sensing Axial Piston Max Pump Flow rate 125 Litre/min. Maximum Working Pressure 210 Bar

### BOOM & HYDRAULIC WINCH:

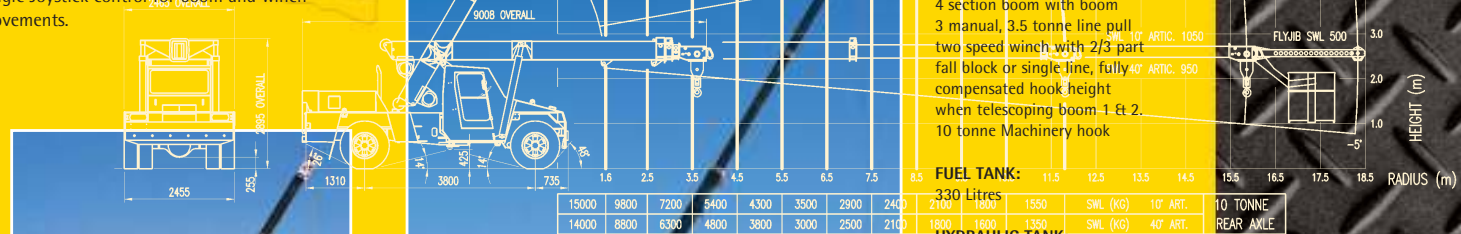
4 section boom with boom 3 manual, 3.5 tonne line pull two speed winch with 2/3 part fall block or single line, fully compensated hook height when telescoping boom 1 & 2. 10 tonne Machinery hook

### FUEL TANK:

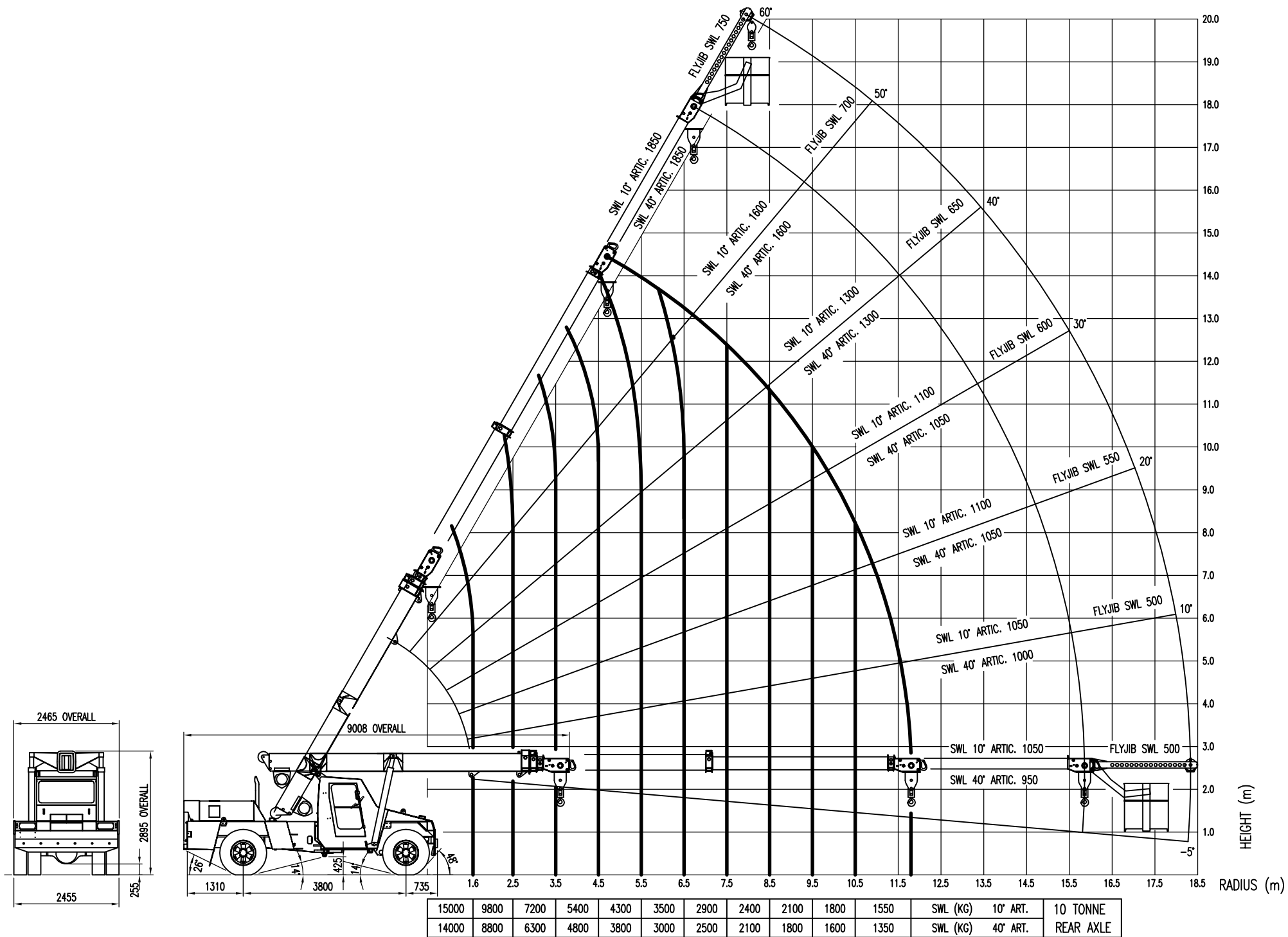
330 Litres

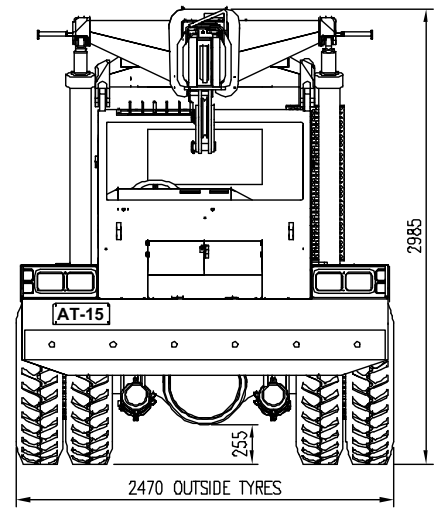
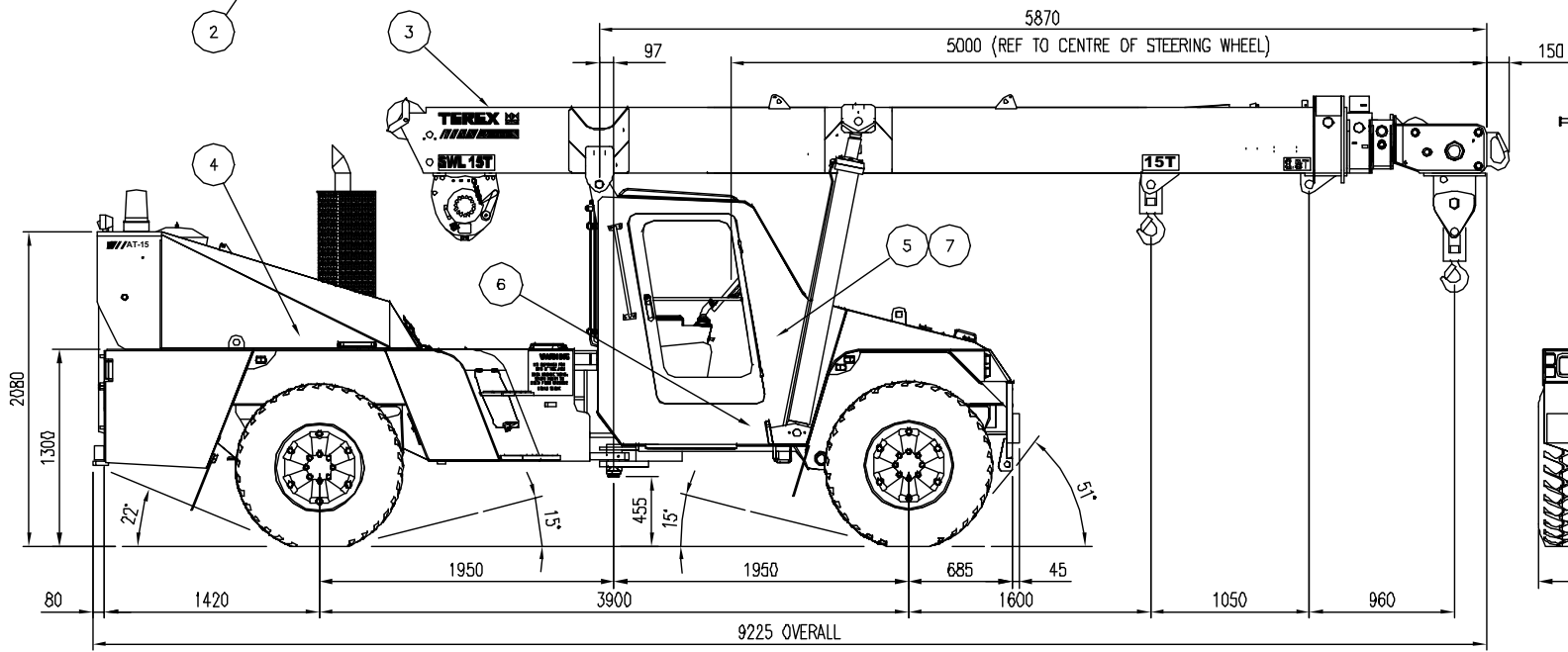
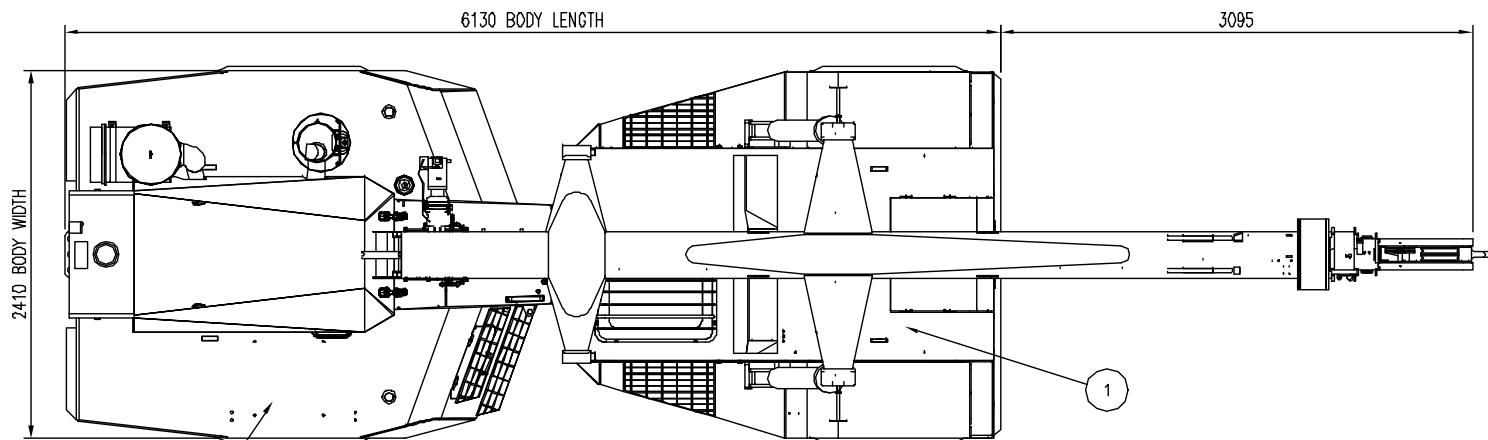
### HYDRAULIC TANK:

120 Litres with remote return filter and in tank suction filters.



# AT-15





NOMINAL TARE  
 FRONT : 6 000 kg  
 REAR : 10 000 kg  
 TOTAL : 16 000 kg

TURNING RADIUS : 6600mm

TYRES 11.00 x 20

REV	CHANGE DETAILS	CHG No.	BY	INTER	DATE
<p><b>FRANNA CRANES</b> PTY LTD  <small>A.C.N. 010 671 048</small>      MOBILE CRANE MANUFACTURERS</p>					

UNLESS OTHERWISE STATED ALL WELDING TO AS1554 CATEGORY SP AND ALL DIMENSIONS IN (mm) & TOLERANCED TO LIMITS SHOWN.				
NOMINAL SIZE	UP TO 150	ABOVE 150 UP TO 300	ABOVE 300 UP TO 1000	ABOVE 1000
MACHINING	±0.1	±0.25	±0.5	±1.0
FABRICATION	±0.5	±1.0	±1.5	±2.5

Title AT-15 CRANE WITH OM906 2000 AT-15 SERIES II

AS 1100	DATE	8/9/04
DO NOT SCALE	DRN	NHW
SHEET SIZE A3	CKD	
SCALE 1:35	APPD	
DRG No.	REV	
15-A-1-001	-	