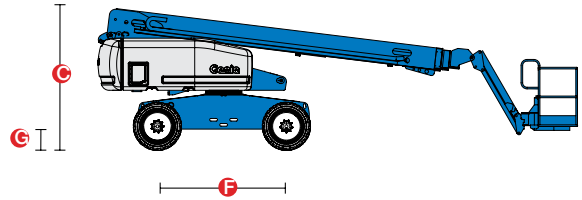
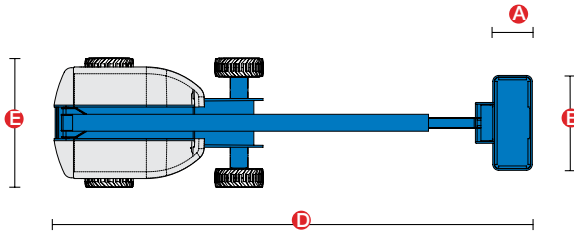


Specifications



MODEL S™-65

MEASUREMENTS	Metric	US
Working height maximum*	21.80m	71ft
Platform height maximum	19.80m	65ft
Horizontal reach maximum	17.10m	56ft 2in
Below ground reach	2.72m	8ft 11in
A Platform length	0.91m	3ft
B Platform width	2.44m	8ft
C Height - stowed	2.72m	8ft 11in
D Length - stowed	9.50m	31ft 2in
Length transport (jib tucked under)	7.60m	25ft
E Width	2.49m	8ft 2in
F Wheelbase	2.50m	8ft 2.5in
G Ground clearance - center	0.37m	1ft 2.5in

PRODUCTIVITY

Lift capacity	227kg	500lbs
Platform rotation	160°	160°
Vertical jib rotation	135°	135°
Turntable rotation	360° continuous	
Turntable tailswing	1.22m	4ft
Drive speed - 4WD stowed	4.8km/h	3.0mph
Drive speed - raised or extended	1.1km/h	0.68mph
Gradeability - 4WD - stowed**	45%	45%
Turning radius - inside	2.36m	7ft 9in
Turning radius - outside	5.72m	18ft 9in
Controls	12 V DC proportional	
Tyres - RT lug - Foam filled	355/55D 625	

POWER

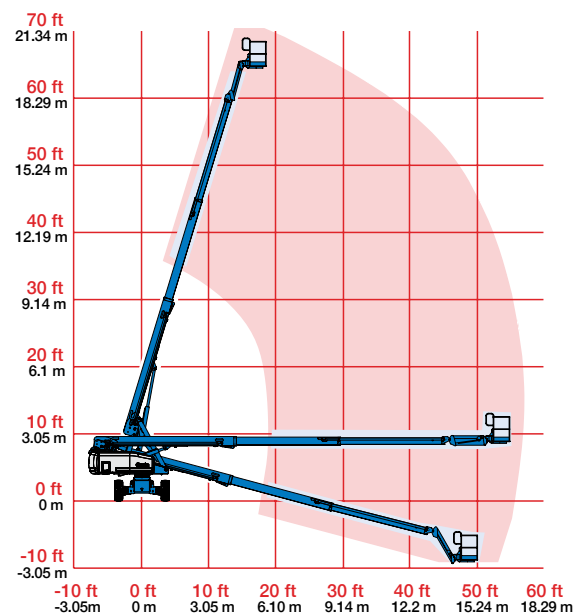
Power source	Deutz D2011L03i 3 cylinder diesel 46 hp (34.3 kW)	
Auxiliary power unit	12V DC	12V DC
Hydraulic tank capacity	170L	45gal
Fuel tank capacity	132L	35gal

WEIGHT***

	10,349 kg	22,815bs
--	-----------	----------

STANDARDS COMPLIANCE ANSI A92.5, CSA B354.4, CE Compliance, AS 1418.10

RANGE OF MOTION S™-65



* The metric equivalent of working height adds 2 m to platform height. U.S. adds 6 ft to platform height.

** Gradeability applies to driving on slopes, see operator's manual for details regarding slope ratings.

*** Weight will vary depending on options and/or country standards.

Features

STANDARD FEATURES

MEASUREMENTS

- 21.80m (71 ft) working height
- 17.10m (56 ft 2 in) horizontal reach
- Upto 227 kg (500 lb) lift capacity

PRODUCTIVITY

- 2.44m (8 ft) steel platform
- 1.52m (5 ft) jib boom with 135° working range
- 4WD
- Full-time active oscillating axle
- Rough terrain foam-filled tyres
- Self-leveling platform
- Hydraulic platform rotation
- Fully proportional Hall effect joystick controls
- Driveenable
- Tiltalarm
- Motionalarm
- Descent alarm
- Hourmeter
- Horn
- 360°continuous turntable rotation
- Positive traction drive
- Two speed wheel motors
- Engine gauge package
- Thumb rocker steer
- Dualflashing beacons

POWER

- 12V DC auxiliary power
- Deutz diesel 34.3 kW (46 hp)
- Anti-restart engine protection
- Auto engine fault shutdown
- Swing out engine tray
- Deutz intake air heater

OPTIONS & ACCESSORIES

PRODUCTIVITY

- Platform swing gate
- Half-mesh platform inserts with swing gate
- Platform top auxiliary rail
- Airline to platform
- Hydraulic oil cooler
- Fire resistant hydraulic oil
- Biodegradable hydraulic oil
- Basic hostile environment kit
- Deluxe hostile environment kit
- Deluxe aircraft protection package (6 ft platform)
- Tool tray
- Fluorescent tube caddy
- Platform work lights
- Front driving lights
- Lockable platform control box covers
- Second battery
- Tow package
- 1.83m (6 ft) steel platform
- Rough terrain non-marking tyres (foam-filled)

POWER OPTIONS

- 240V power to platform
- 7kVA hydraulic generator (240 V/50 Hz)
- Cold Weather Packages
- Arctic Packages
- Diesel scrubber/spark arrestor muffler
- Retained key selector switch

