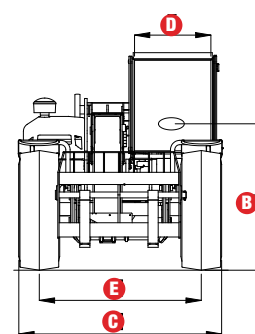
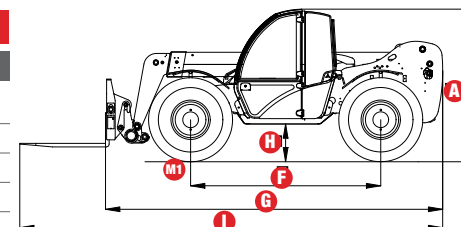


Specifications

MODE L GTH™-3007		
MEASUREMENTS	Metric	US
Lifting height maximum	6.90m	22 ft 8 in
Lifting capacity maximum	3,000kg	6,614lbs
Lift capacity at maximum height	2,500kg	5,512lbs
Lift capacity at maximum reach	800kg	1,764lbs
Forward reach maximum	3.90m	12 ft 9 in
Reach at maximum height	0.76m	2 ft 6 in
A Height	2.07m	6 ft 9 in
B Height at steering wheel	1.35m	4 ft 5 in
C Width	1.99m	6 ft 6 in
D Inside cab width	0.75m	2 ft 5 in
E Track	1.59m	5 ft 3 in
F Wheelbase	2.66m	8 ft 8 in
G Length at fork-holder plate	4.71m	15 ft 5 in
H Ground clearance	0.50m	1 ft 8 in
I Overall length	5.91m	19 ft 5 in
M1 Obstruction angle	90°	90°
M2 Departure angle	50°	50°



PRODUCTIVITY		
Inside/outside turning radius	2.20m/3.80m	7 ft 3 in/12 ft 6 in
Break out force (with 800L bucket SAE J732)	4,270kg	9,414lbs
Drawbar pull	5,200kg	11,464lbs
Drive speed	32 km/h	17 mph
Fork-holder plate rotation	128°	128°
Floating forks	Length 1.20m Section 100x50 mm	Length 3ft 11 in Section 4in x 2 in
Tyres (DIN 70361)	405/70-20" PR14 8-hole wheel rim	
Lifting/lowering speed**	9/7 sec	9/7 sec
Extension/retraction speed**	8/5 sec	8/5 sec

POWER		
Engine	Deutz TD2011 L04W Turbo Diesel 68 kW (91 hp), Tier 3	
Tank capacities		
Fuel	90L	23.8gal
Engine oil	10L	2.6gal
Hydraulic oil	80L	21.1gal

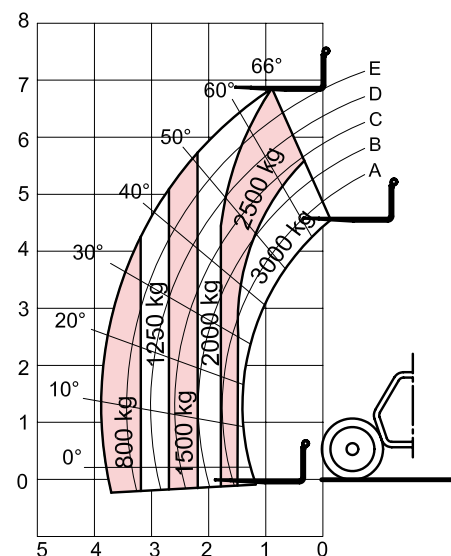
WEIGHT		
Weight***	6,100kg	13,448lbs

STANDARDS COMPLIANCE	
AS 1418.19, EN 1459	
EU Machinery Directive 98/37/CE	
Operating cab conforms to ISO3471 (ROPS) and ISO3449 (FOPS)	
Low emission engine conforms to EU Directive 97/68/EC stage III	

**Without load

***Weight will vary depending on options and/or country standards

****Load ratings vary depending on attachment



Lift capacity chart with floating forks***

Features

STANDARD FEATURES

MEASUREMENTS

- 3,000 kg (6,614 lb) maximum lift capacity
- 6.90 m (22 ft 8 in) maximum lift height
- 3.99 m (13 ft 1 in) maximum forward reach

PRODUCTIVITY

- 4WD
- Four wheel steer
- Three steering modes:
 - Front wheel steer
 - Crab steer
 - Coordinated steer
- Hydraulic line on boom
- Power assisted steering
- Hydrostatic transmission with variable displacement pump and motor
- Two-speed mechanical gearbox
- Multi function electro-proportional joystick
- Limited slip differential on front axle
- Floating forks
- Quick coupling of attachments from cab
- Two-section door (glass upper/steel lower)
- Angle and length indicators on boom
- Adjustable suspended seat
- Large diameter steering wheel
- Front and rear windscreen wipers
- Sunshield
- Roof protection grid
- Two side rear view mirrors
- Windshield protection grid
- Front and rear lights
- Side-mounted engine for easy access to components
- Oil immersed multi-disc brake on front axle
- Lockable fuel tank
- Load Management System (LMS) with:
 - Visible display with coloured LEDs
 - Audible alarm
 - Automatic lock-out of boom extension, lifting and lowering

STANDARD FEATURES cont.

- Control enable switch
- Boom safety strut

POWER

- Deutz turbo diesel 68 kW (91 hp), Tier 3

TYRES

- 405/70-20" tyres

OPTIONS & ACCESSORIES

PRODUCTIVITY

- Air conditioning
- Hydraulic inching
- Adjustable spotlight
- Additional armrest
- Fish eye rear view mirror in the back
- Spare wheel
- AM/FM radio with CD player

ATTACHMENT OPTIONS

Genie has a large range of attachments available. Please contact Genie or your nearest Genie telehandler dealer.

