

alfasi hire

PRODUCT CATALOGUE

- Elevated Work Platforms
- Material Movements
- Dry and Wet Crane Hire
- Project Solutions
- Fleet Management



ABOUT US

- ✓ Part of the Alfasi Group operating since 1980
- ✓ National footprint of hub and regional branches (see location map on rear cover)
- ✓ Extensive 3,000+ EWP, material handling and general hire fleet of equipment
- ✓ Three year average age of machinery in fleet
- ✓ Total project solutions including planning, procurement and technical methodology development
- ✓ Dry and wet hire crane fleet

OUR COMMITMENT

- ✓ Exceptional customer and mechanical service
- ✓ Latest equipment from leading brands with specialist training provided to our technicians
- ✓ Latest technology and compliance
- ✓ Fleet meets all stringent safety requirements to maintain our position as one of the few hire companies in Australia to be ISO9001 and AS4801 certified
- ✓ Various equipment supply solutions such as buyback option, long term hire or sale of ex-rental equipment
- ✓ Cultural, community and social inclusion programs for our employees and a certified indigenous participation plan with NSWICC and Supply Nation.




“I was confident about getting the best equipment for the project.”

WAYNE R
STAR ELECTRICAL



KEY TECHNICAL AND MECHANICAL OFFERINGS

- **Fully digitalised and tech driven operation** including: telematics technology throughout fleet, digital customer dashboard to provide live reporting. Smart phone app to order machines, machine GPS tracking, machine QR code to link to technical data sheet and safety features, SMS notifications.
- **Our equipment has enhanced safety features** to meet resource, infrastructure and rail technical plus mechanical specifications.
- **Manned Mobile Compound** deployed to your site in order to provide instant attendance to project requirements (subject to equipment quantities).
- **Full time on-site customer service representative** overseeing: Delivery coordination, pass in documentation, QA, Planning and Plant Safety.
- **Project Solutions** tailored logistics and cost savings programs for projects including transport analysis, crane lift studies, erection methodologies and plant engineering coordination.
- **Procurement solutions** including; Rent to Buy, Buy Back and plant procurement dedicated to your project.
- **Training and Safety Auditing** on site – utilising our dedicated safety specialists in order to create safer construction sites and operate plant using our ISO accredited Safety Management and Training Program.



KEY SOCIAL IMPACT

 <p>Indigenous Participation Plan A foundational plan structured according to the three broad pillars of reconciliation – Relationships, Respect and Opportunities.</p>	 <p>Disability & Veterans Employment Program Partnering with Australian Network on Disabilities, National Disability Services and Soldier On for both candidate attraction and staff upskilling to remove bias.</p>
 <p>Gender & LGBTQI Equality Program Applying an unbiased and gender neutral view to all employment and internal staff promotional opportunities. External partnerships include ACON & Work180.</p>	 <p>Personal Wellbeing Program Providing mental health, counselling, return to work and crisis support for all staff.</p>
 <p>Community Care Program Providing voluntary support to social impact groups and non-profit organisations such as The Nappy Collective and Eat Up.</p>	 <p>Cultural Diversity Program Providing sponsored employment to people from all over the world as they pursue permanent residency and citizenship.</p>

scissor lifts

ELECTRIC

Model	19' Electric	20' Wide	26' Electric	32' Electric	40' Electric
Platform Height	5.79m – 19'	6.10m – 20'	7.92m – 26'	9.65m – 32'	11.8m – 40'
Platform Capacity	227kg	554kg	420kg	320kg	350kg

LARGE ELECTRIC / HYBRID RT

Model	40' Wide	47' Electric	65' Narrow
Platform Height	12.19m – 40'	14.3m	19.70m – 65'
Platform Capacity	360kg	363kg	500kg

NARROW ELECTRIC

Model	26' Electric	32' Electric
Platform Height	7.74m – 26'	9.75m – 32'
Platform Capacity	230kg	227kg

TRACK

Model	19' Narrow	26' Wide
Platform Height	5.9m – 19'	8.0m – 26'
Platform Capacity	250kg	300kg

ROUGH TERRAIN

Model	26' RT	32' RT	40' RT	43' RT	53' RT	60' RT
Platform Height	7.9m – 26'	10.15m – 32'	12.19m – 40'	13.11m – 43'	16.15m – 53'	18.2m – 60'
Platform Capacity	567kg	450kg	363kg	680kg	680kg	540kg

SPEED LEVEL

Make & Model	MEC 3084RT	MEC 3084 Hybrid
Platform Height	9m – 30'	9m – 30'
Platform Capacity	680kg	680kg

light towers

Make & Model	Atlas Copco H5+	JLG Metro	JLG LED6
	4 x Head Lighting Tower	6 x Head Lighting Tower	6 x Head Lighting Tower

vertical lifts

Make & Model	JLG 1230ES	Genie GR20	Haulotte Star 8S	Haulotte Star 10	JLGToucan 10E-L	Haulotte Quickup 12	Haulotte Quickup 14
Platform Height	3.66m – 12'	5.97m – 20'	7.95m – 26'	8.0m – 26'	8.10m – 26'	10.3m – 40'	11.7m – 38'
Platform Capacity	227kg	160kg	200kg	200kg	200kg	136kg	136kg

boom lifts

ELECTRIC ARTICULATING

Model	30' Narrow	33' Lightweight	34' Electric	40' Electric	45' Electric	50' Narrow
Platform Height	9.14m – 30'	10.2m – 33'	10.5m – 34'	12.19m – 40'	13.8m – 45'	15m – 50'
Platform Capacity	230kg	200kg	227kg	230kg	230kg	225kg

ROUGH TERRAIN ARTICULATING

Model	34' RT	45' RT	45' High Capacity	45' Large Basket	52' RT	60' RT
Platform Height	10.35m – 34'	13.72m – 45'	13.56m – 45'	14.2m – 45'	16.0m – 52'	18.46m – 60'
Platform Capacity	230kg	230kg	300kg or 454kg restricted	408kg	230kg	230kg

Model	80' RT	80' High Capacity
Platform Height	24.38m – 80'	24.4m – 80'
Platform Capacity	227kg	250kg or 350kg restricted

ROUGH TERRAIN TELESCOPIC

Model	46' RT	66' RT	67' RT	85' RT	86' RT
Platform Height	14.02m – 46'	20.12m – 66'	20.6m – 67'	25.9m – 85'	26.21m – 86'
Platform Capacity	230kg	230kg	450kg	230kg or 350kg restricted	230kg

ULTRA BOOM

Make & Model	Haulotte HA 32 PX	Genie Z135	JLG 1350SJP	Genie SX-135 XC High Capacity	HT43RTJPRO	JLG 1500SJP	JLG 1850SJ
Platform Height	31.8m – 100'	41.15m – 135'	41.15m – 135'	41.4m – 135'	42.2m – 137'	45.72m – 150'	56.56m – 185'
Platform Capacity	250kg	272kg	450kg	300kg or 454kg restricted	230kg or 450kg restricted	450kg	454kg

HYBRID

Make & Model	JLG 340AJ	Nifty HR17	Nifty HR21
Platform Height	10.28m – 34'	15m – 50'	18.8m – 62'
Platform Capacity	230kg	225kg	225kg

TRACK

Make & Model	Jibbi 1250	Genie S65
Platform Height	10.2m – 33'	20m – 65'
Platform Capacity	230kg	227kg

spider lifts

Make & Model

Platform Basket	Platform Basket	JLG X17J	Platform Basket	JLG X20J Plus	Nifty SD210
PB1380	PB15.75	15m – 49'	PB1890	18.05m – 59'	19.3 – 63'
11m – 36'	13m – 43'	230kg	15.7m – 52'	230kg	225kg
250kg	200kg		200kg		

Make & Model

Platform Basket	Omme 2750	Omme 3150	Omme 3700
PB2210	RXBDJ	RBDJ	RBDJ
19.7m – 65'	25.5m – 84'	29.1m – 95'	35m – 114'
200kg	250kg	200kg	250kg

telehandlers

Lifting Height

Capacity	6.0m	10.0m	7.0m	17.0m	18.0m
	2.5t	3.5t	4.0t	4.0t	4.0t

Lifting Height

Capacity	10.0m	8.0m	7.0m	10.0m
	5.2t	6.0t	9.0t	13.0t

forklifts

GAS / DIESEL / ELECTRIC

Lifting Height

Capacity	3.6m	4.5m	Lifting Height	3.3m	3.0m	3.0m	5.0m
	1500kg	2.5t – 5.0t	Platform Capacity	2.5t	3.5t	5.0t	16.0t

general hire

5KVA & 8KVA

Generators	20KVA, 80KVA & 137KVA Generators	Atlas Copco 190cfm Compressor	JCB Skid Steer Track Loader	Genie SLC-18 Duct Lifter	Tandem Machinery Trailer
			62HP / 930kg		

cranes

CRAWLER

Make & Model

Leibherr LR1100	Leibherr LR1130	Leibherr LR1160	Leibherr LR1250	Leibherr LR1300
56m	60m	65m	60m	80m
100t	130t	160t	250t	300t

TELESCOPIC CRAWLER

Make & Model

Sennbogen 643E	Liebherr LTR1100
28m	48m
40t	100t

MINI CRAWLER

Make & Model

Maeda CC985S-1	Maeda LC1385M-8B
14.52m	16.25m
5t	6t

ROUGH TERRAIN

Make & Model


Tadano GR800EX	Tadano GR900EX
42m	50m
80t	90t

PICK & CARRY

Make & Model

Terex Franna AT-20-III	Terex Franna MAC 25-4
15.8m	18.42m
20t	25t

Part of our service offering includes; lift studies, logistics planning, optimising lift plans to yield time and cost savings as well as developing suitable crane specification packages tailored to the scope of your works.





1300 55 11 08



sales@alfasi.com.au



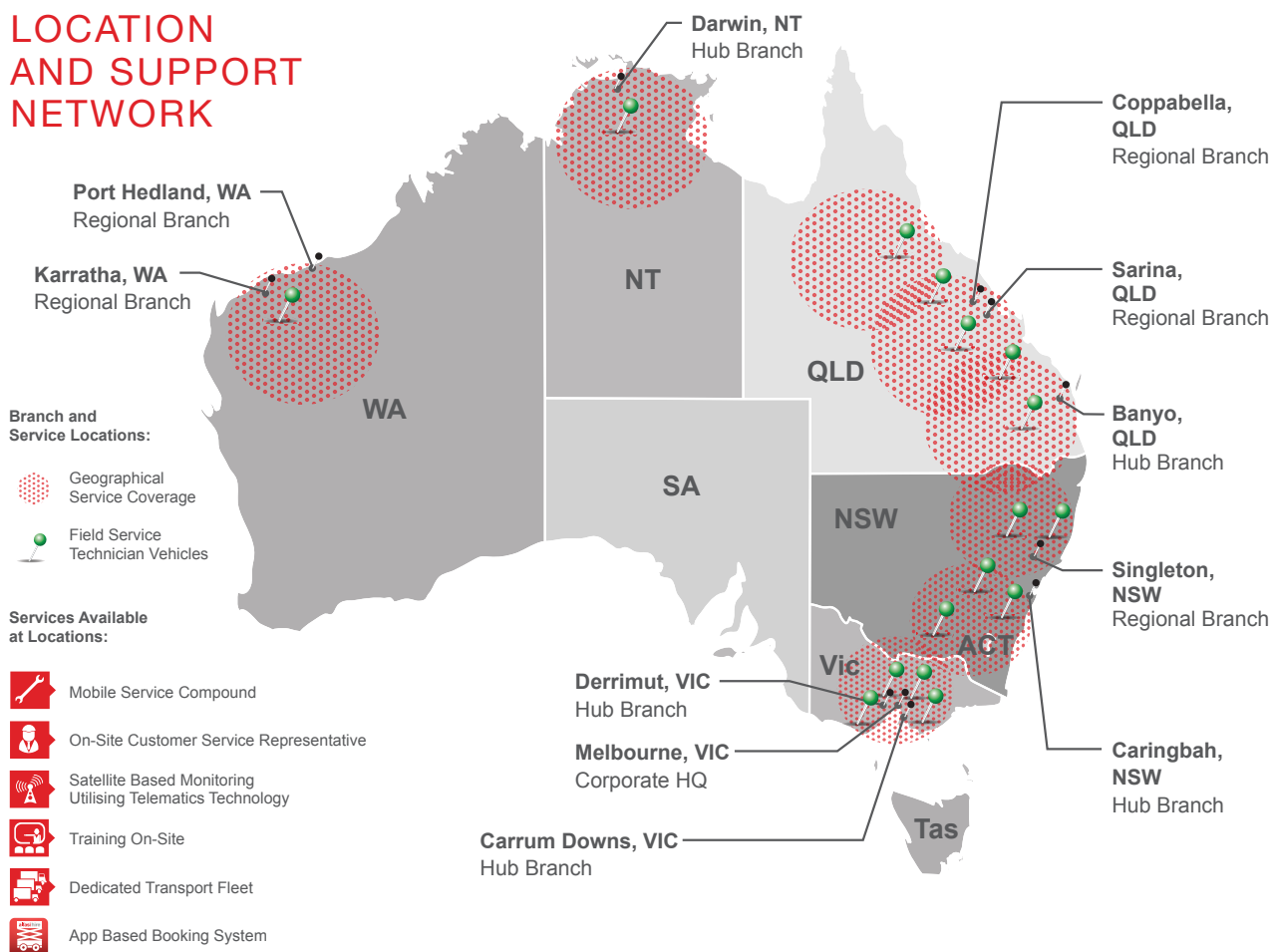
Download on the
App Store

GET IT ON
Google Play



alfasihire.com.au

LOCATION AND SUPPORT NETWORK



Victoria

Melbourne
Carrum Downs
Derrimut

New South Wales

Caringbah
Singleton

Queensland

Banyo
Sarina
Coppabella

Western Australia

Port Hedland
Karratha

Northern Territory

Darwin

Malaysia

Kuala Lumpur

alfasi hire

ISO 9001
AS/NZS 4801

BUREAU VERITAS
Certification

N° AU001106-1 / N° AU001107-1

